

## Balance Sheets

### Assets

Net Electric Plant (less Acc. Depreciation)	\$217,949,492	\$209,536,275
Investments and Notes Receivable	\$70,622,421	\$67,353,621
Accounts Receivable	\$23,496,540	\$37,985,197
Materials and Supplies	\$1,547,681	\$1,598,345
Other Current Assets	\$2,009,144	\$2,474,723

### Total Assets

	\$315,625,278	\$318,948,161
--	---------------	---------------

### Equities and Liabilities

#### Equities

Memberships	\$214,715	\$211,890
Patronage Capital	\$124,962,701	\$121,664,658
Other Equities	\$5,959,557	\$5,500,293

### Total Equities

	\$131,136,973	\$127,376,841
--	---------------	---------------

#### Liabilities

Long Term Debt	\$140,737,101	\$119,567,579
Accounts Payable	\$6,229,245	\$8,469,628
Members' Deposits	\$3,563,752	\$3,474,784
Other Current Liabilities	\$32,747,192	\$59,596,923
Deferred Credits	\$1,211,015	\$462,406

### Total Liabilities

	\$184,488,305	\$191,571,320
--	---------------	---------------

### Total Equities and Liabilities

	\$315,625,278	\$318,948,161
--	---------------	---------------

## Statement of Revenue and Expenses

### Revenue

	\$125,880,701	\$128,105,496
--	---------------	---------------

### Expenses

Cost of Power	\$73,372,634	\$75,787,165
Operations, Maintenance and Admin.	\$34,838,774	\$35,249,924
Depreciation	\$8,964,033	\$8,676,890
Interest on Loans	\$4,697,307	\$4,688,463

### Total Expenses

	\$121,872,748	\$124,402,442
--	---------------	---------------

### Operating Margins (Revenue minus Expenses)

	\$4,007,953	\$3,703,054
--	-------------	-------------

### Non-Operating Margins

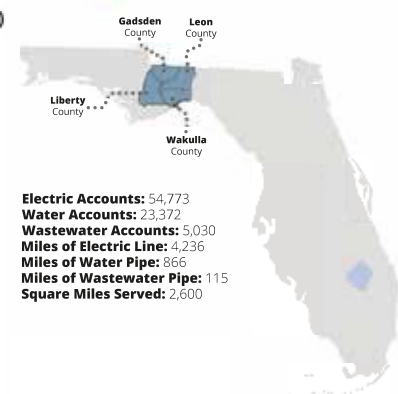
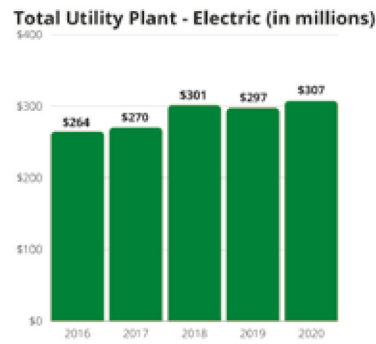
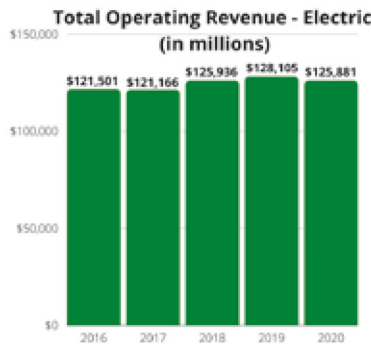
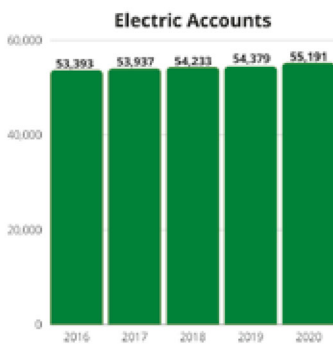
	\$1,387,243	\$2,916,346
--	-------------	-------------

### Other Capital Credits

	\$1,611,426	\$1,219,413
--	-------------	-------------

### Total Margins

	\$7,006,622	\$7,838,813
--	-------------	-------------



**Balance Sheets**

**Assets**

Net Water/WW Plant (less Acc. Depreciation)	\$66,541,543	\$64,951,054
Investments and Notes Receivable	(\$6,785,176)	(\$4,137,270)
Accounts Receivable	\$2,154,724	\$1,464,012
Materials and Supplies	\$334,117	\$370,420
Other Current Assets	\$149,024	\$184,464

<b>Total Assets</b>	<b>\$62,394,232</b>	<b>\$62,832,680</b>
---------------------	---------------------	---------------------

**Equities and Liabilities**

**Equities**

Memberships	\$1,735	\$1,640
Patronage Capital	(\$527,135)	(\$1,678,995)
Other Equities	\$25,570,199	\$25,597,669

<b>Total Equities</b>	<b>\$25,044,799</b>	<b>\$23,920,314</b>
-----------------------	---------------------	---------------------

**Liabilities**

Long Term Debt	\$31,962,968	\$34,457,681
Accounts Payable	\$252,926	\$279,381
Members' Deposits	\$306,844	\$294,885
Other Current Liabilities	\$3,003,970	\$3,214,419
Deferred Credits	\$1,822,725	\$666,000

<b>Total Liabilities</b>	<b>\$37,349,433</b>	<b>\$38,912,366</b>
--------------------------	---------------------	---------------------

<b>Total Equities and Liabilities</b>	<b>\$62,394,232</b>	<b>\$62,832,680</b>
---------------------------------------	---------------------	---------------------

**Statement of Revenue and Expenses**

<b>Revenue</b>	<b>\$13,184,331</b>	<b>\$12,694,718</b>
----------------	---------------------	---------------------

**Expenses**

Cost of Power for Pumping	\$814,823	\$811,744
Operations, Maintenance and Admin.	\$7,768,289	\$7,122,941
Depreciation	\$1,795,314	\$2,129,949
Interest on Loans	\$1,955,130	\$2,028,651

<b>Total Expenses</b>	<b>\$12,333,556</b>	<b>\$12,093,285</b>
-----------------------	---------------------	---------------------

Operating Margins (Revenue minus Expenses)	\$850,775	\$601,433
--	-----------	-----------

Non-Operating Margins	\$210,672	\$10,425
-----------------------	-----------	----------

Other Capital Credits	\$373,199	\$312,120
-----------------------	-----------	-----------

<b>Total Margins</b>	<b>\$1,434,646</b>	<b>\$923,978</b>
----------------------	--------------------	------------------

